

# Learnings from COVID-19: Integrating Wellbeing & Social Determinants

June 16 | 10:00 AM - 10:45 AM ET



**Scott Conard MD (Moderator)**  
Medical Director  
The National Alliance of Healthcare Purchaser Coalitions



**Elizabeth Colyer**  
Senior Vice President  
Sharecare



**Jessica Brooks**  
CEO  
Pittsburgh Business Group on Health



**Tammy Fennessy**  
Director Of Benefits  
American Eagle Outfitters Inc.

## #NASUMMITS



The background is a dark blue field filled with a complex network of thin, light blue lines that crisscross the entire area. Scattered throughout this network are numerous small, semi-transparent dots in various colors, including shades of blue, teal, yellow, orange, and pink. The overall effect is one of a dynamic, interconnected system, possibly representing a community or a data network.

# Sharecare Community Well-Being Index

June 2020

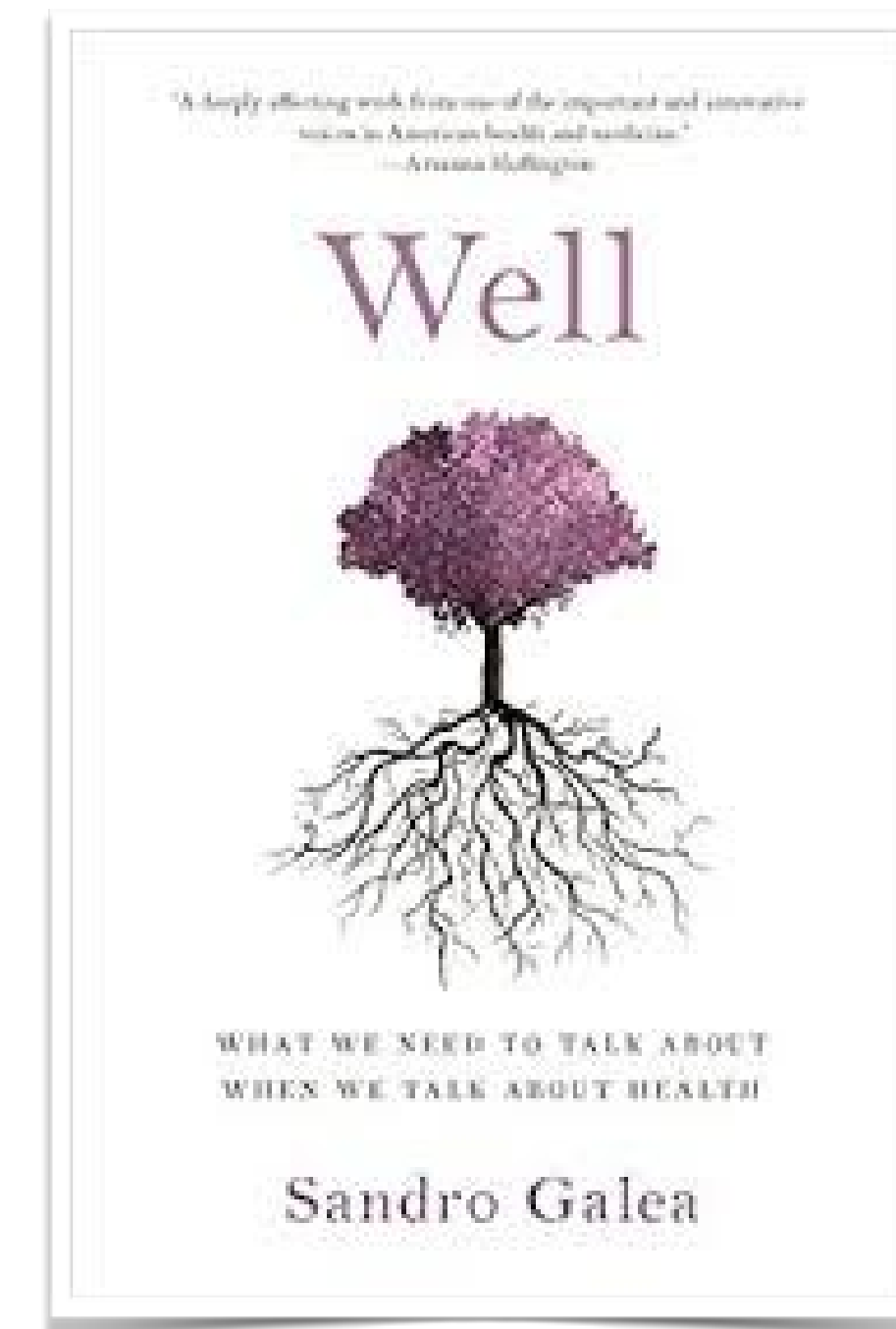
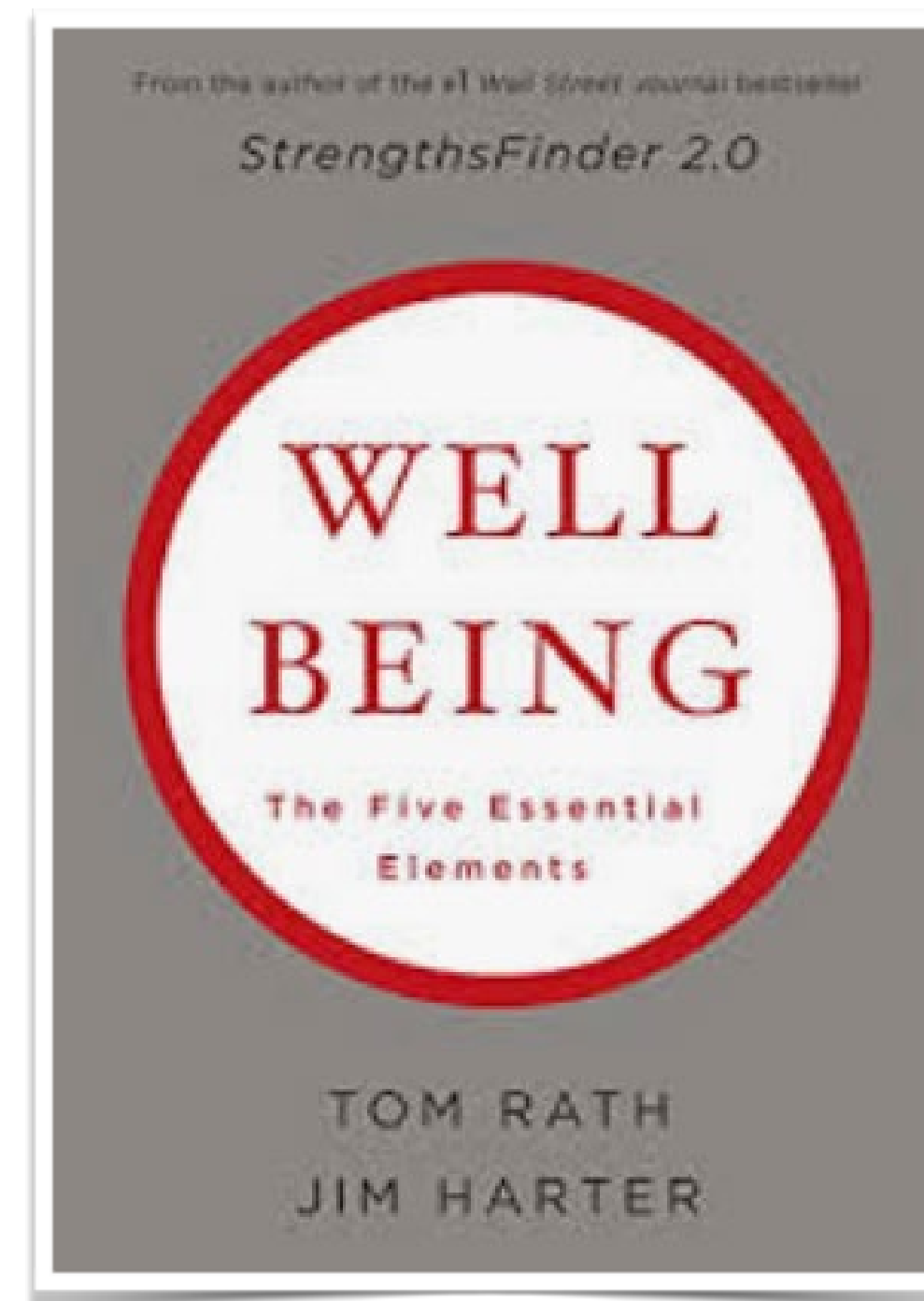
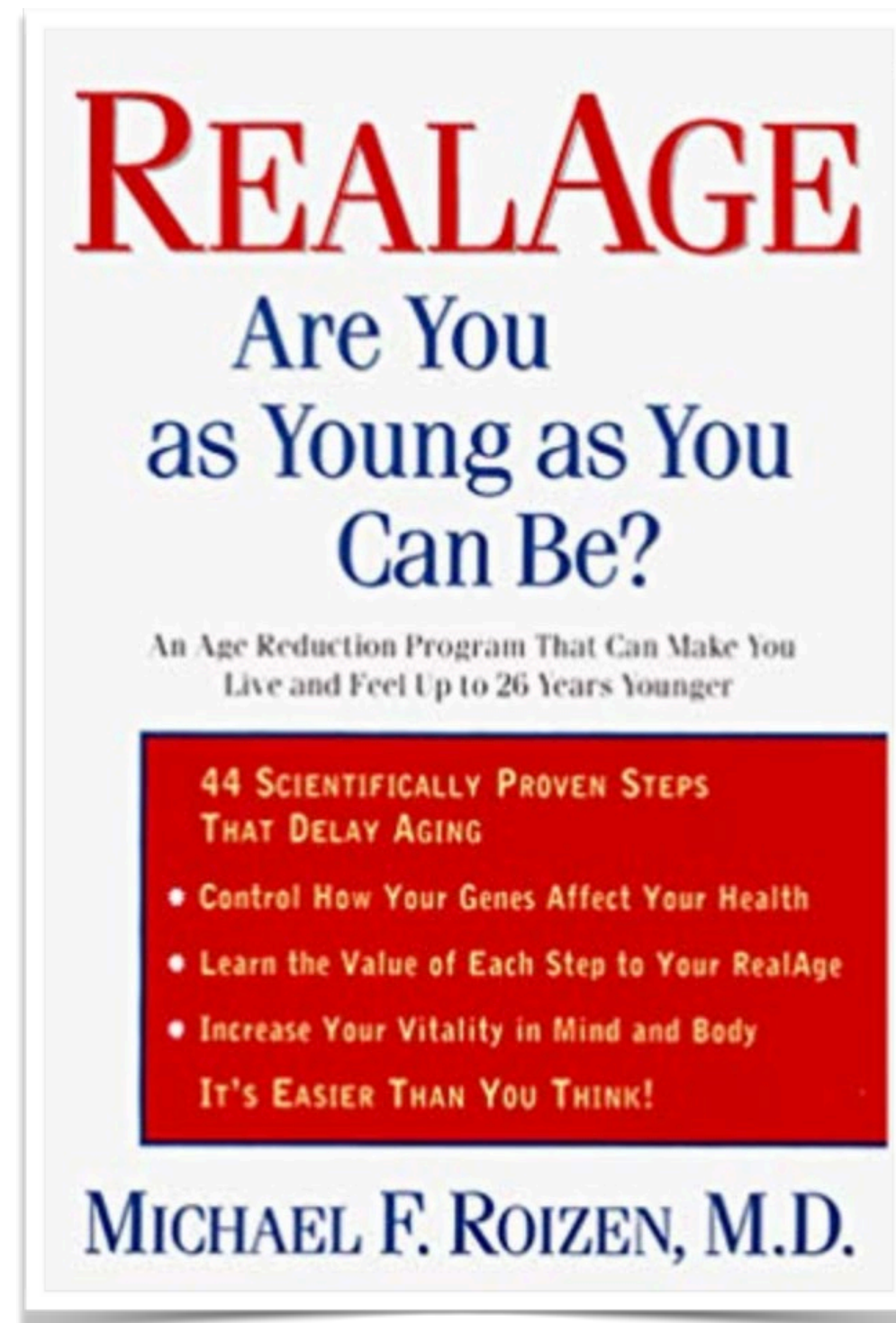




## SHARECARE COMMUNITY WELL-BEING INDEX

# Sharecare Risk Measurement History

- Over the past 10 years, Sharecare has developed measurement capabilities across three core instruments and measurement types — with the goal of adopting, augmenting and scaling proven scientific instruments across our platforms
- These measurement tools represent over 70 years of health risk assessment and measurement — from the Framingham model developed in the 1950s to World Health Organization (WHO) and CDC social determinant constructs developed as recently as the 2000s





## SHARECARE COMMUNITY WELL-BEING INDEX

# Community-Driven Care: Combining Measures & Outcomes

Through a combination of these core measures, anchored in concepts across individual and community transformation, Sharecare is able to measure the length, quality, and circumstances that define our individual and collective health journeys

### INSTRUMENTS & MEASUREMENTS



### INDIVIDUAL & COMMUNITY CONTEXT

Circumstances that define our Years

Quality of Years

Longevity of Years

### INDEXES

- Mortality
- Physical Well-Being
- Financial Well-Being
- Social Well-Being
- Purpose Well-Being
- Community Well-Being
- Neighborhood & Built Environment
- Social & Community Context
- Health & Healthcare
- Education
- Economic Stability
- Economic
- Thriving
- Vulnerable Populations
- Healthcare
- Accessibility

### PROVEN OUTCOMES

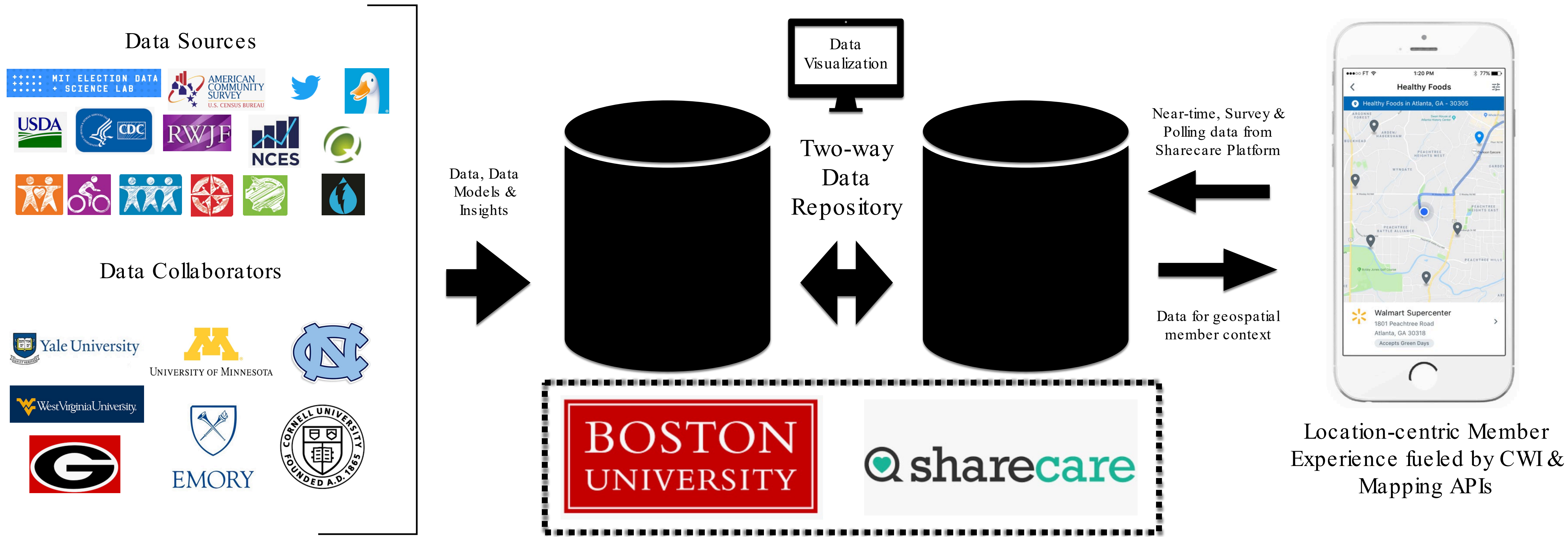
- Longevity
- Medical & Rx Spend
- Emergency Room Visits
- Hospitalizations
- Bed Days
- Absenteeism
- Presenteeism
- Short-term Disability
- Job Performance
- Intention to Stay
- Voluntary Turnover
- Involuntary Turnover
- PMPM Cost
- S&P 500
- Unemployment
- Consumer Price Index





# SHARECARE COMMUNITY WELL-BEING INDEX COMMUNITY-DRIVEN CARE — ECOSYSTEM

Anchored in our relationship with Boston University's School of Public Health, led by Dr. Sandro Galea, the Sharecare ecosystem invites best-in-class academic collaborators and partners to contribute data and insights direct to our platform, lending to near-time sharing of data, models and applications that flow from data sciences environments to our member experience





# COVID-19 + SHARECARE COVID-19 Survey

Comprehensive survey to identify what percentage of the population is willing and/or capable of adhering to the recommendations to stop the spread of the coronavirus.

**117K+**  
Total participants

9:49 sharecare.com

sharecare

How worried are you about the novel coronavirus (COVID-19)?

Panicked

Very worried

Somewhat worried

Not very worried

Not worried at all

Next →

Powered by Qualtrics

Protected by reCAPTCHA: Privacy & Terms

Thanks for participating!

Across the U.S., we've asked for your views on the COVID-19 pandemic and how it's affected you. Here's where we stand.



Total Responses: 116.5k

Share this survey with family and friends for them to see how they can help #FlattenTheCurve.

## How are we flattening the curve?

Flattening the curve means you are doing your part and taking protective measure to prevent the spread of the novel coronavirus. [Learn more](#)

51%

Flattening the curve

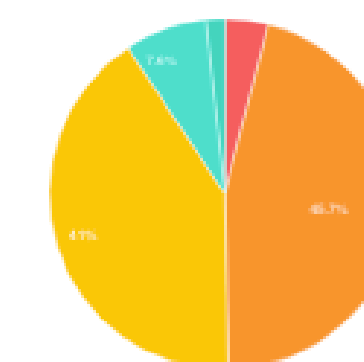
47%

Keeping the curve flat

2%

Could do more

## How worried are we?



Panicked	4.0%
Very Worried	45.7%
Somewhat Worried	41.0%
Not Very Worried	7.6%
Not Worried at all	1.7%

## How we're feeling?

36%

Gratitude

20%

Experiencing severe stress

9%

More connected to other people

## Are we staying healthy?

29%

Exercising less

11%

Drinking more alcohol

25%

Eating less healthy

## Are we socially distancing?

24%

Not going to work

10%

Staying home all the time

23%

Socially isolating

## What are our money concerns?

26%

Trouble paying bills

65%

Worried about retirement funds

12%

Likely to lose job

Sharecare Inc. U.S. Data; Starting March 28, 2020.

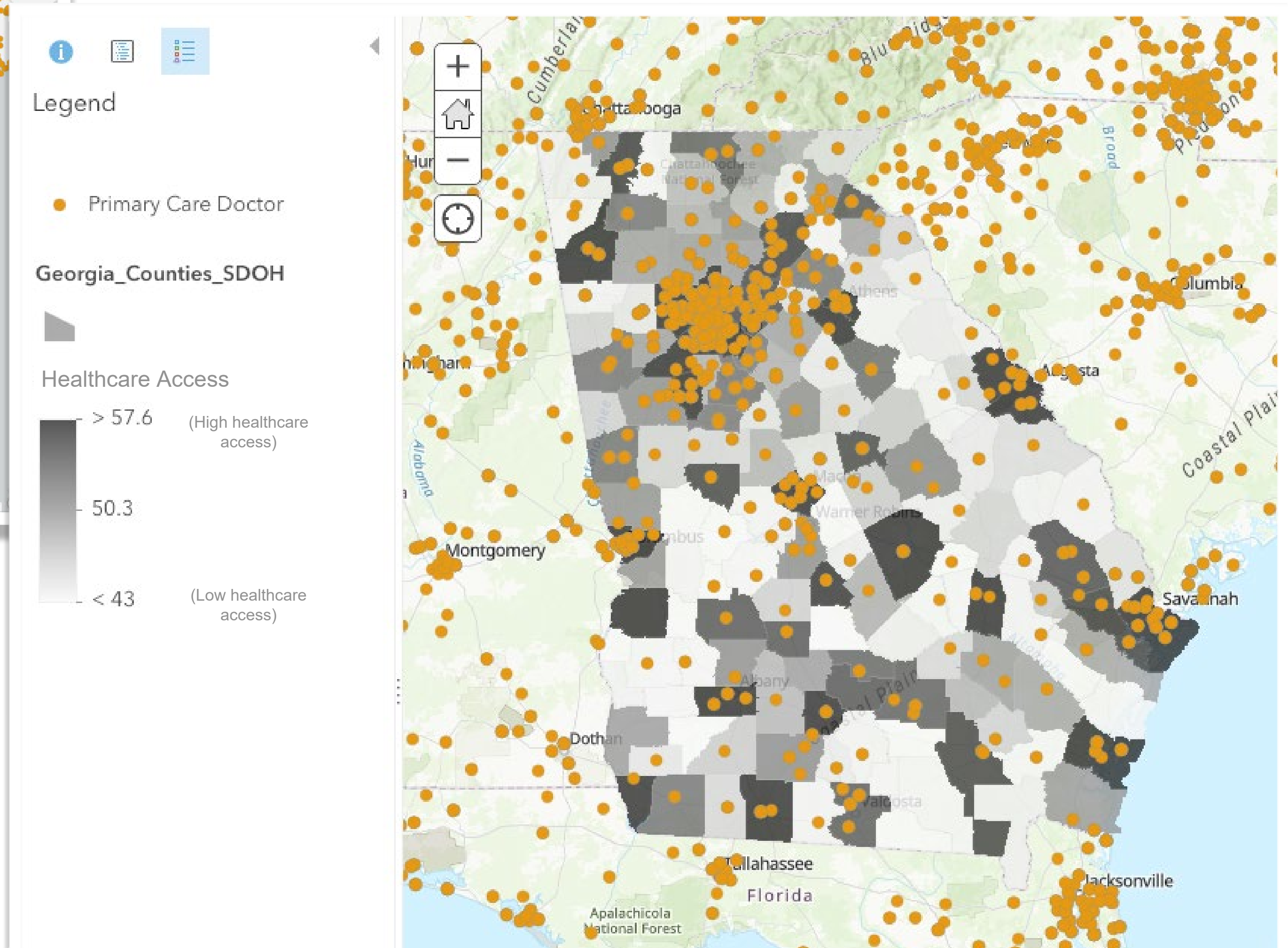
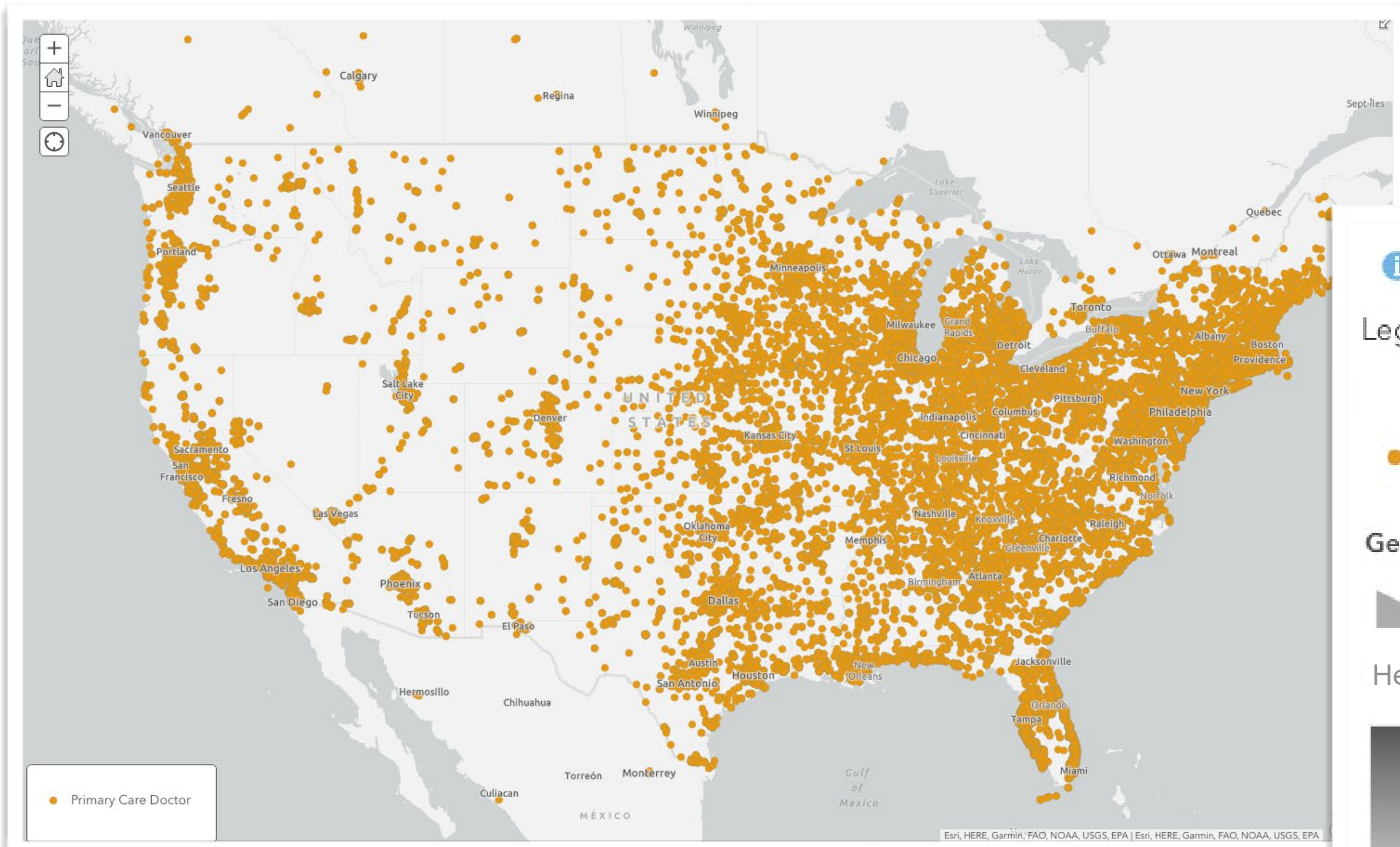




## SHARECARE COVID-19 SURVEY

# COVID-19 Survey: Results — Healthcare Access

60%+ of respondents indicate they would prefer to access care with their primary care physician (left)



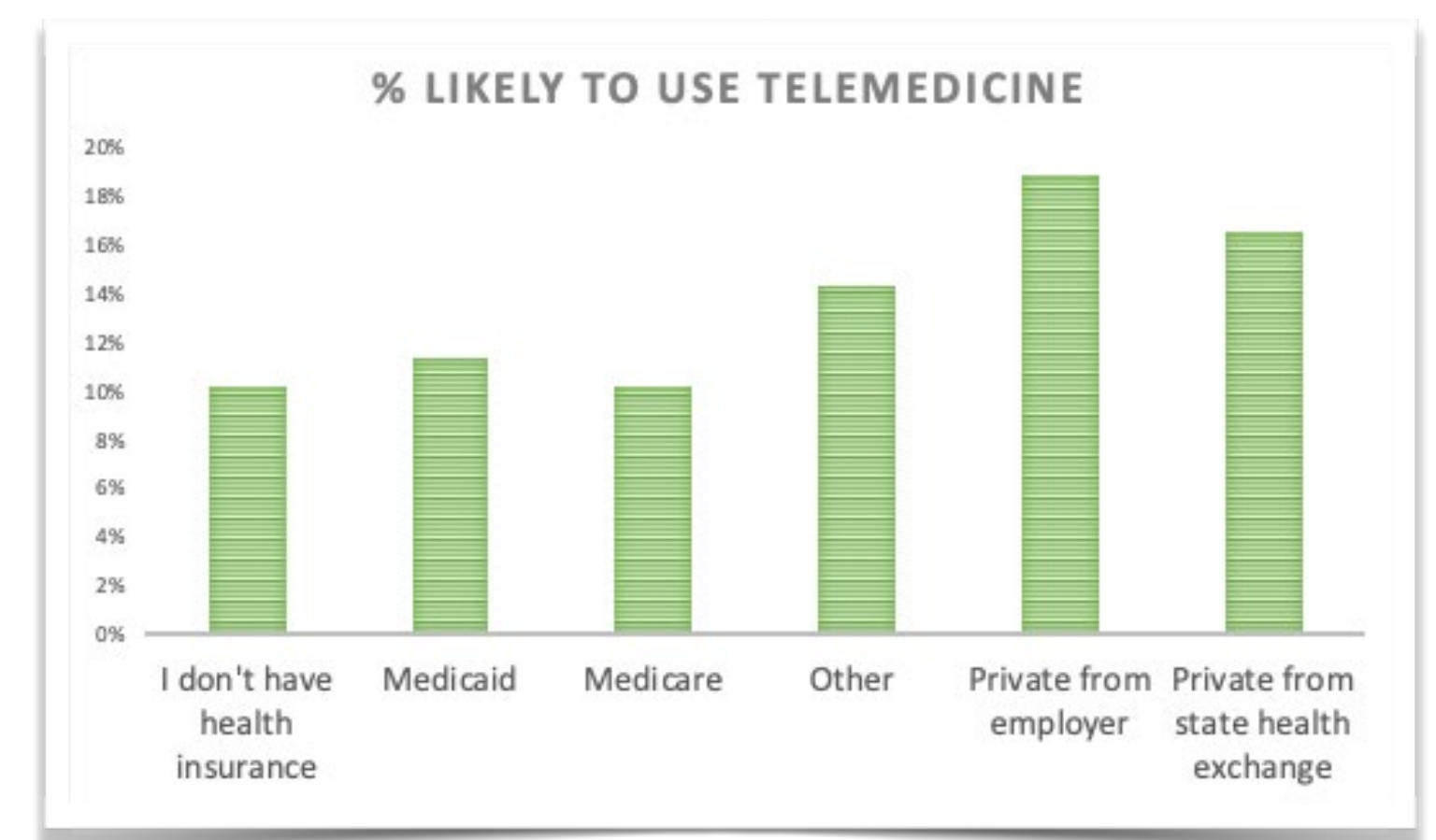
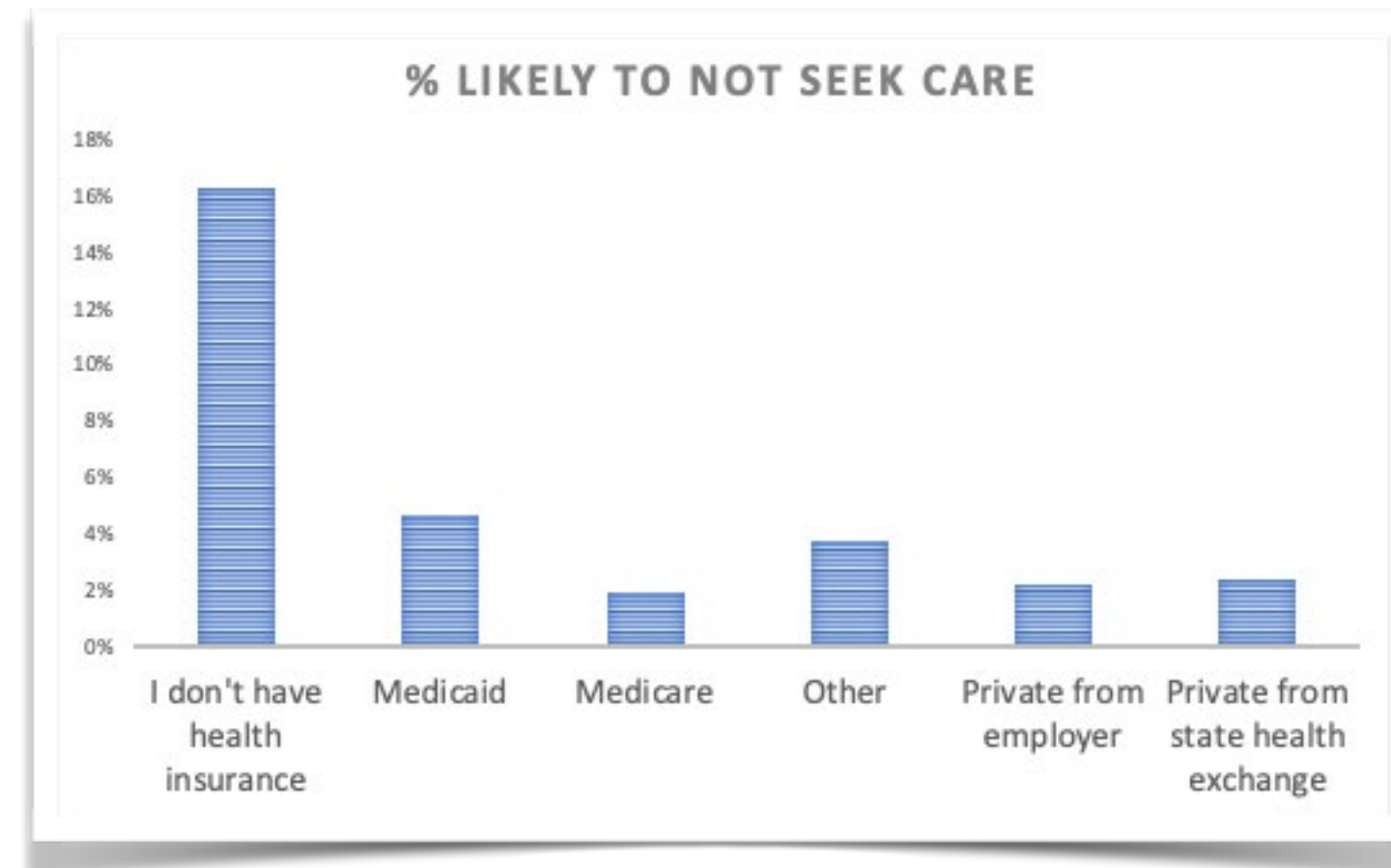
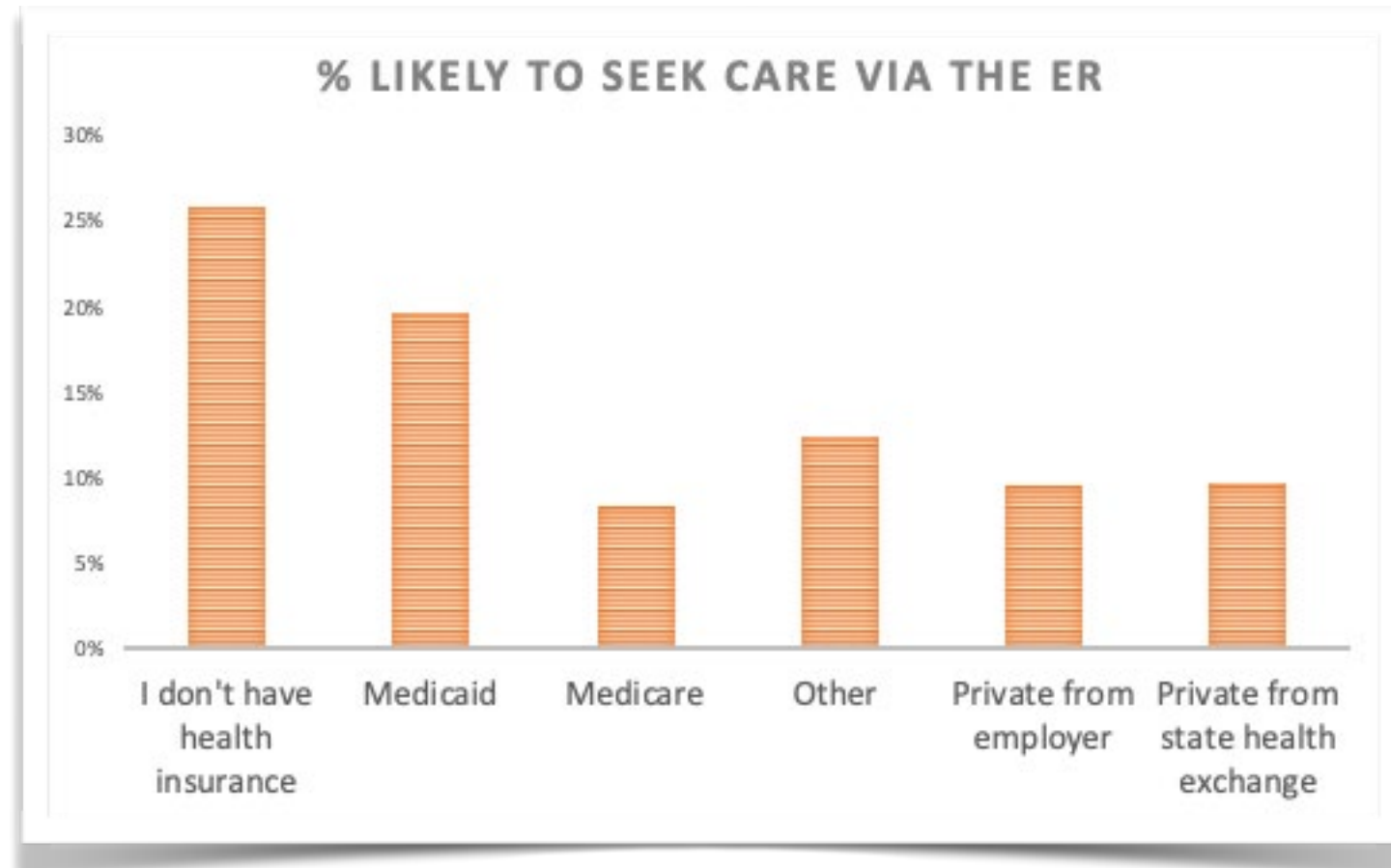
Preference for accessing healthcare via primary care physicians is prevalent even in healthcare deserts / areas where access to MDs, OBGYNs, and Pediatricians per capita is low (right)



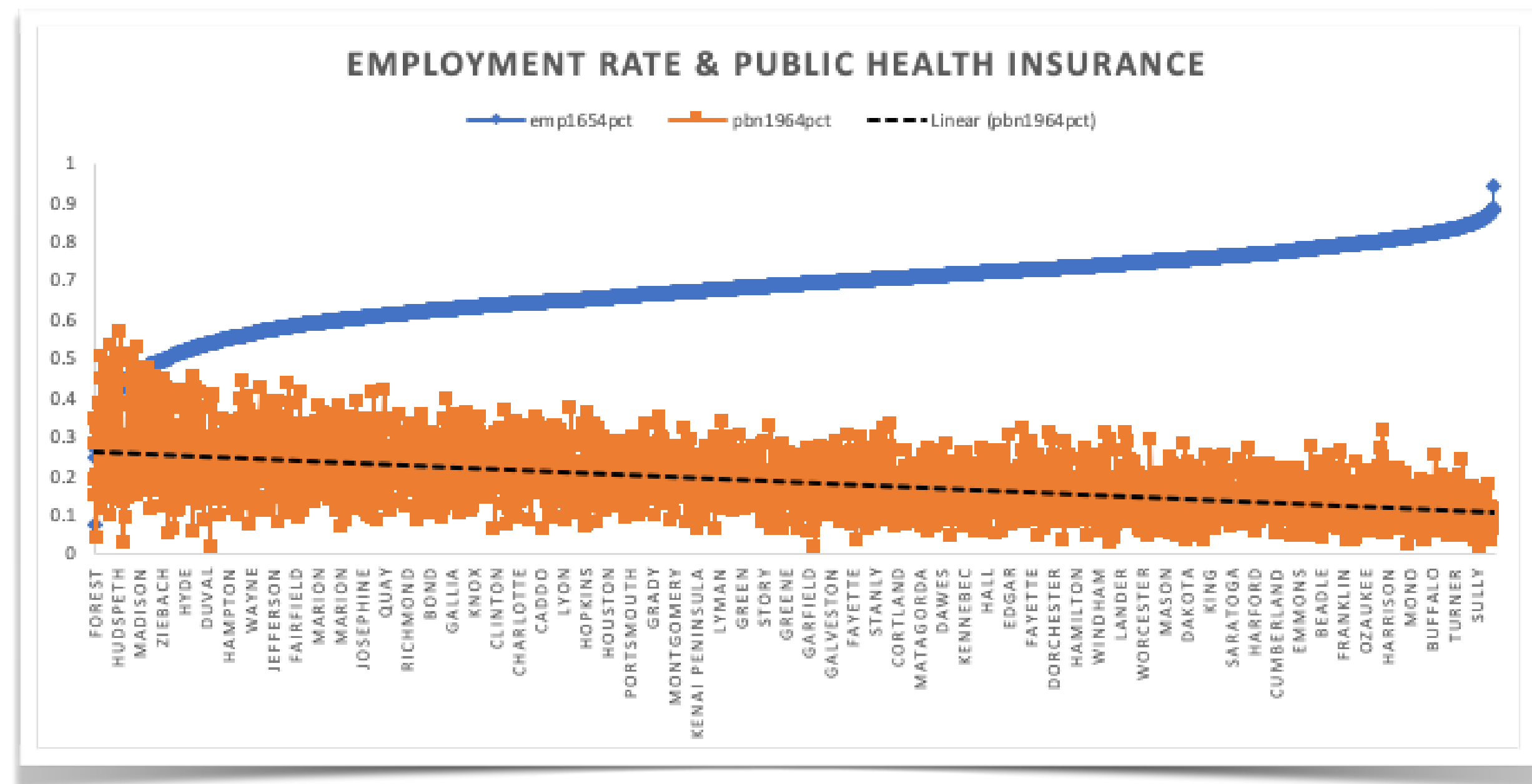


## SHARECARE COVID-19 SURVEY

# COVID-19 Survey: Results — Health Insurance



- % ages 19 to 64 on public health insurance at the county level varies significantly — from Kenedy County in TX with less than 2% of individuals ages 19 - 64 on public health insurance to Owsley County, Kentucky with almost 57% of individuals ages 19 - 64 on public health insurance
- Employment rates also vary significantly, from 8% to 94%+





# Learnings from COVID-19: Integrating Wellbeing & Social Determinants

June 16 | 10:00 AM - 10:45 AM ET



**Scott Conard MD (Moderator)**

Medical Director

The National Alliance of Healthcare Purchaser Coalitions



**Elizabeth Colyer**

Senior Vice  
President  
Sharecare



**Jessica Brooks**

CEO

Pittsburgh Business Group  
on Health



**Tammy Fennessy**

Director Of Benefits  
American Eagle Outfitters Inc.

## #NASUMMITS